

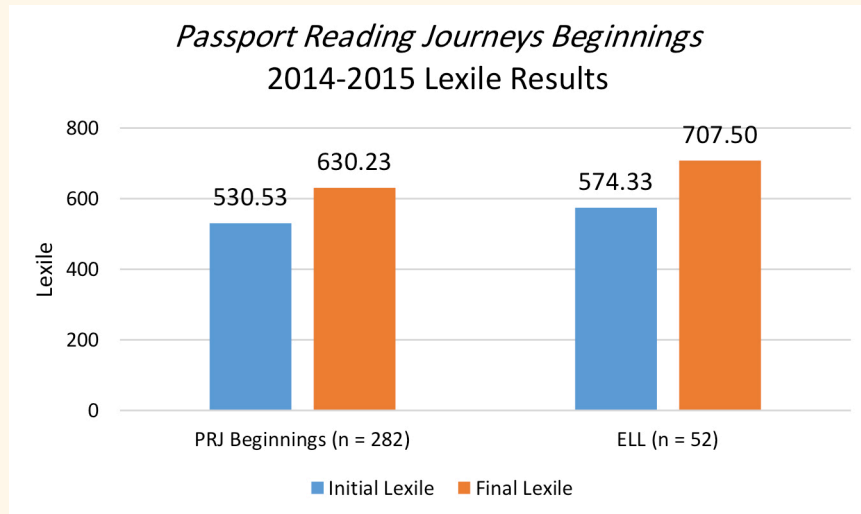
Early Results for 2014-2015

PASSPORT READING
JOURNEYS[™]

Passport Reading Journeys

In an effort to provide an early look at results for *Passport Reading Journeys*™, the data for the 2014-2015 school year were pulled from VPORT®, the Voyager Sopris Learning® data management system, on 5/21/2015. These data will be pulled again in late June after the end of the school year for all districts.

During the 2014-2015 school year, 3,726 students were rostered in *Passport Reading Journeys*. These students were from 14 states, 26 districts, and 73 schools. Each level of *Passport Reading Journeys* is presented below. Students who had all three Reading Benchmark scores were included in this analysis. The chart shows the overall Lexile gain results for all students and English Language Learners (ELL). The table that follows each chart provides a bit more data, including the Lexile® Gain, Typical Lexile Gain¹, and Effect Size².

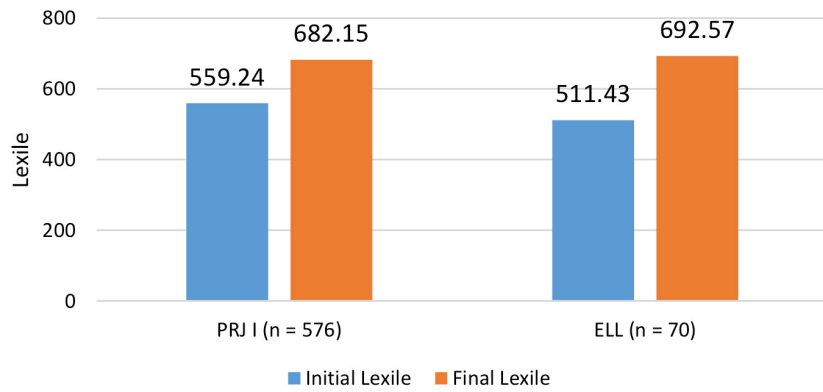


Group	# of Students	Initial Lexile	Final Lexile	Lexile Gain	Typical Lexile Gain	Effect Size
PRJ Beginnings	282	530.53	630.23	99.7	70 Lexiles	0.50
ELL	52	574.33	707.5	133.17	70 Lexiles	0.94

¹ Typical Lexile gain is based on research from MetaMetrics. It reflects the number of Lexiles gained by a 50th percentile student and is presented to provide context for the Lexile gain of Passport Reading Journeys students.

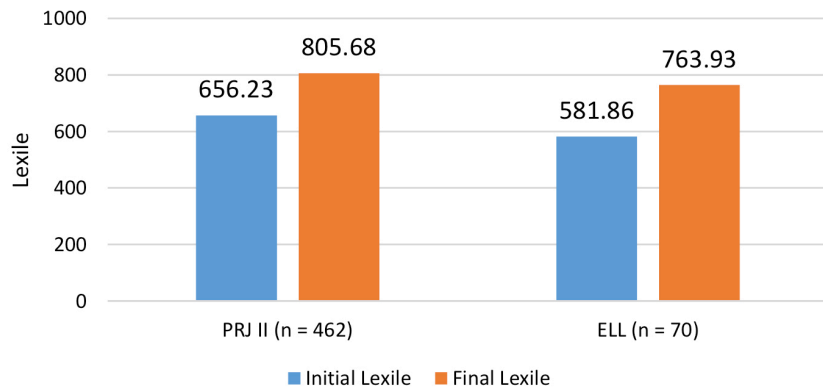
² Effect sizes are based on the beginning (BOY) and end of the year (EOY) score means. Effect sizes are calculated by dividing the difference between BOY and MOY means by the pooled standard deviation of the BOY and MOY score means. Effect size information is based on Cohen (1988). Effect sizes of .2 are considered small, .5 are medium, and .8 are large. Generally, effect sizes of .3 or more are considered educationally meaningful.

Passport Reading Journeys I
2014-2015 Lexile Results



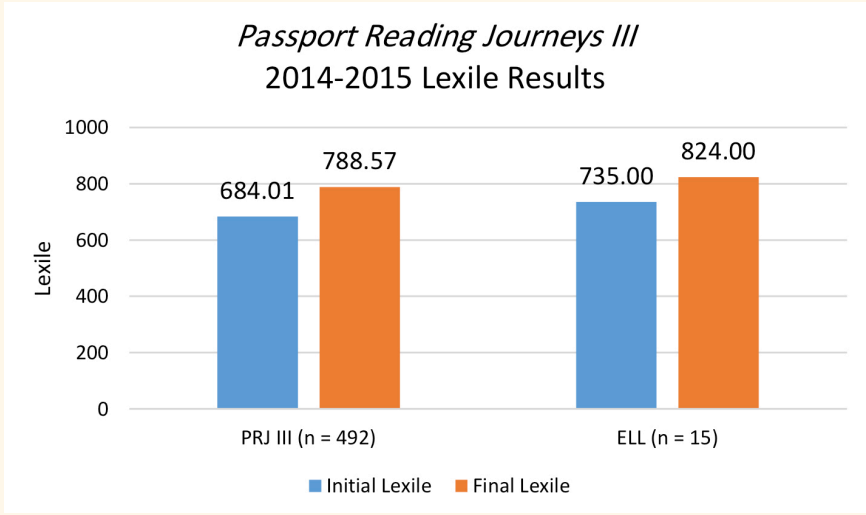
Group	# of Students	Initial Lexile	Final Lexile	Lexile Gain	Typical Lexile Gain	Effect Size
PRJ I	576	559.24	682.15	122.91	70 Lexiles	0.61
ELL	70	511.43	692.57	181.14	70 Lexiles	1.07

Passport Reading Journeys II
2014-2015 Lexile Results



Group	# of Students	Initial Lexile	Final Lexile	Lexile Gain	Typical Lexile Gain	Effect Size
PRJ II	462	656.23	805.68	149.45	50 Lexiles	0.83
ELL	70	581.86	763.93	182.07	50 Lexiles	1.18

Passport Reading Journeys III
2014-2015 Lexile Results



Group	# of Students	Initial Lexile	Final Lexile	Lexile Gain	Typical Lexile Gain	Effect Size
PRJ III	492	684.01	788.57	104.56	50 Lexiles	0.48
ELL	15	735.00	824.00	89.00	50 Lexiles	0.40